

Site Usage

8,519 Visits

21.12% Bounce Rate

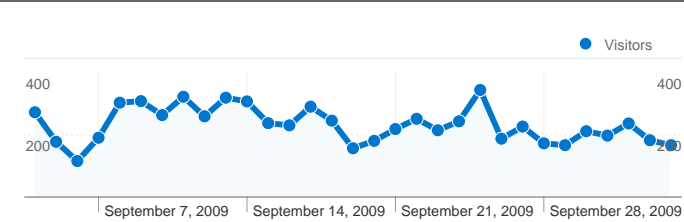
53,936 Pageviews

00:02:28 Avg. Time on Site

6.33 Pages/Visit

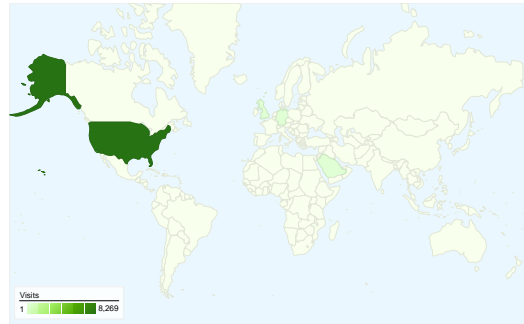
38.55% % New Visits

Visitors Overview

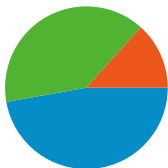


Visitors
4,346

Map Overlay world



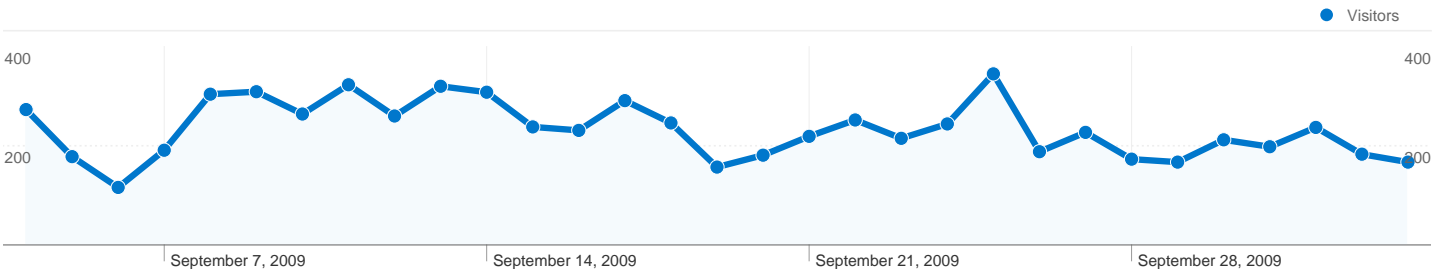
Traffic Sources Overview



- **Referring Sites**
4,021.00 (47.20%)
- **Direct Traffic**
3,364.00 (39.49%)
- **Search Engines**
1,134.00 (13.31%)

Content Overview

Pages	Pageviews	% Pageviews
/	11,246	20.85%
/index.cfm?action=main.team&l	2,813	5.22%
/index.cfm?action=main.main	2,021	3.75%
/index.cfm?action=main.teamca	1,345	2.49%
/index.cfm?action=main.team&l	1,212	2.25%



4,346 people visited this site

8,519 Visits

4,346 Absolute Unique Visitors

53,936 Pageviews

6.33 Average Pageviews

00:02:28 Time on Site

21.12% Bounce Rate

38.55% New Visits

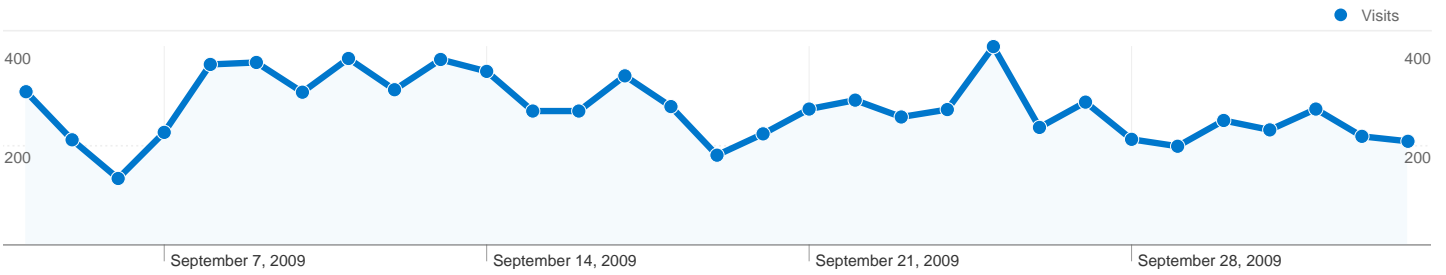
Technical Profile

Browser	Visits	% visits	Connection Speed	Visits	% visits
Internet Explorer	5,482	64.35%	Cable	4,301	50.49%
Firefox	1,809	21.23%	T1	2,445	28.70%
Safari	1,081	12.69%	Unknown	806	9.46%
Chrome	105	1.23%	DSL	671	7.88%
Netscape	8	0.09%	Dialup	148	1.74%

Traffic Sources Overview

Sep 4, 2009 - Oct 4, 2009

Comparing to: Site

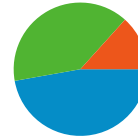


All traffic sources sent a total of 8,519 visits

39.49% Direct Traffic

47.20% Referring Sites

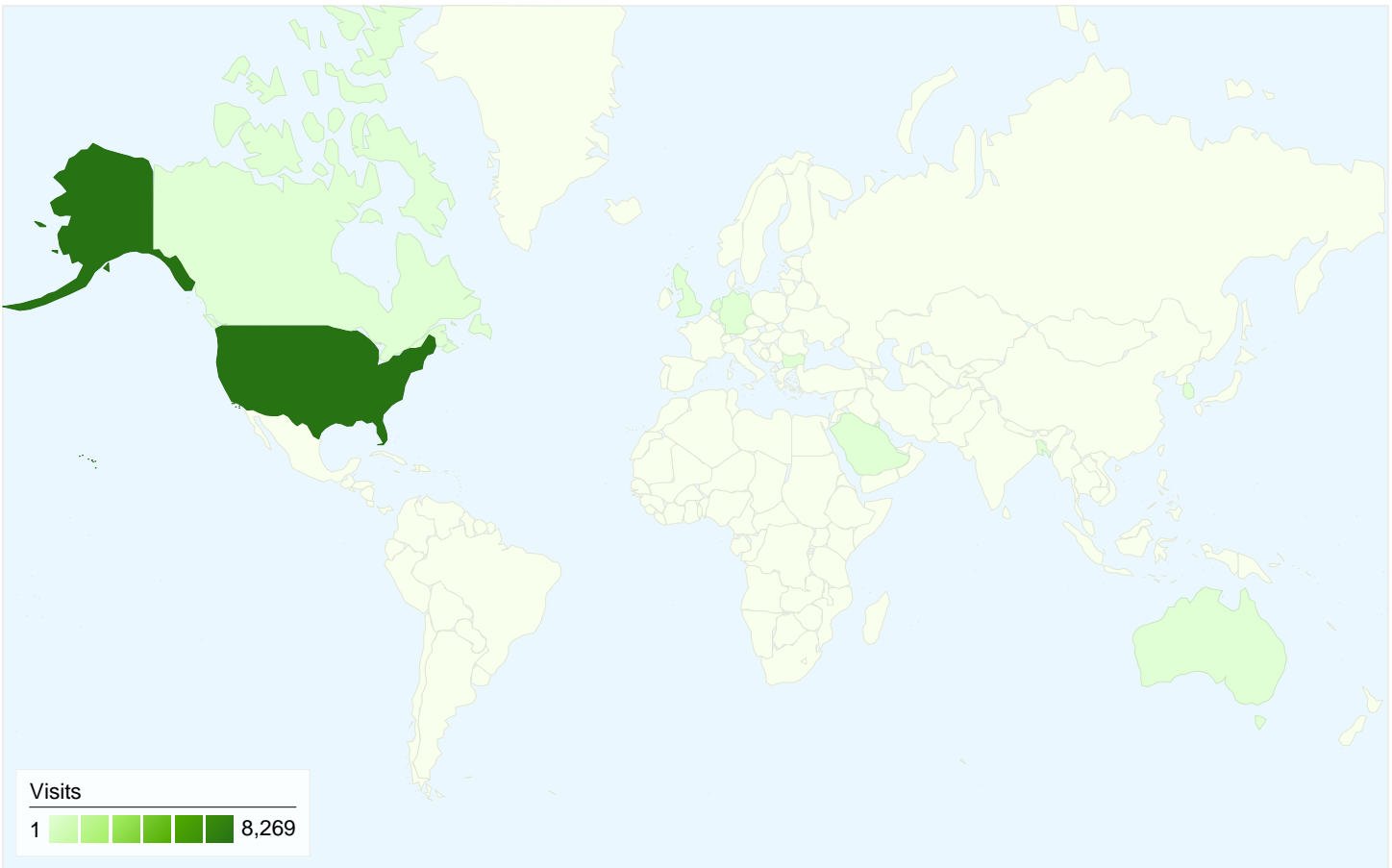
13.31% Search Engines



- **Referring Sites**
4,021.00 (47.20%)
- **Direct Traffic**
3,364.00 (39.49%)
- **Search Engines**
1,134.00 (13.31%)

Top Traffic Sources

Sources	Visits	% visits	Keywords	Visits	% visits
(direct) ((none))	3,364	39.49%	wt woodson sports	263	23.19%
fcps.edu (referral)	3,308	38.83%	woodson sports	220	19.40%
google (organic)	1,058	12.42%	woodson athletics	92	8.11%
facebook.com (referral)	222	2.61%	wtwoodsonsports.org	86	7.58%
webmail.aol.com (referral)	99	1.16%	wt woodson	55	4.85%

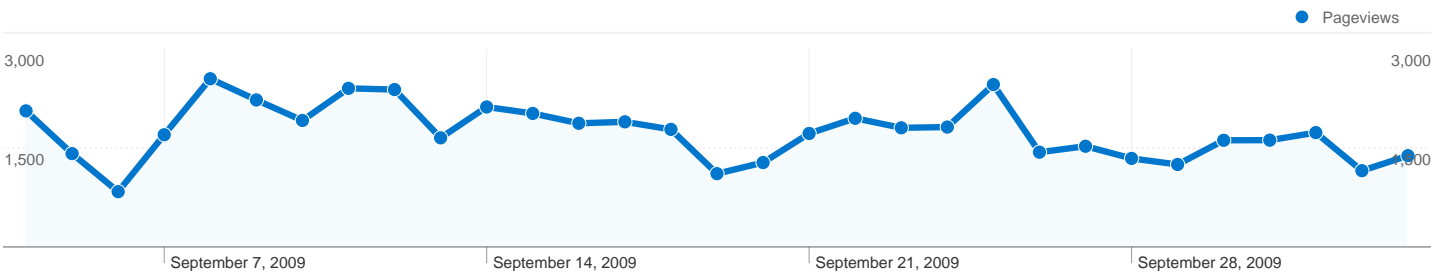


8,519 visits came from 12 countries/territories

Site Usage

Visits	Pages/Visit	Avg. Time on Site	% New Visits	Bounce Rate	
8,519 % of Site Total: 100.00%	6.33 Site Avg: 6.33 (0.00%)	00:02:28 Site Avg: 00:02:28 (0.00%)	38.55% Site Avg: 38.55% (0.00%)	21.12% Site Avg: 21.12% (0.00%)	
Country/Territory	Visits	Pages/Visit	Avg. Time on Site	% New Visits	Bounce Rate
United States	8,269	6.33	00:02:27	38.88%	21.08%
(not set)	220	6.57	00:03:13	24.09%	22.73%
Germany	18	5.00	00:02:33	27.78%	16.67%
Saudi Arabia	3	2.00	00:01:19	66.67%	33.33%
United Kingdom	2	1.00	00:00:00	100.00%	100.00%
South Korea	1	6.00	00:01:14	100.00%	0.00%
Australia	1	5.00	00:01:13	100.00%	0.00%
Bulgaria	1	2.00	00:01:41	100.00%	0.00%
Netherlands	1	3.00	00:00:37	100.00%	0.00%

Canada	1	2.00	00:01:11	100.00%	0.00%
					1 - 10 of 12



Pages on this site were viewed a total of 53,936 times

53,936 Pageviews

36,959 Unique Views

21.12% Bounce Rate

Top Content

Pages	Pageviews	% Pageviews
/	11,246	20.85%
/index.cfm?action=main.team&ID=3391	2,813	5.22%
/index.cfm?action=main.main	2,021	3.75%
/index.cfm?action=main.teamcamps&id=3433	1,345	2.49%
/index.cfm?action=main.team&ID=3399	1,212	2.25%